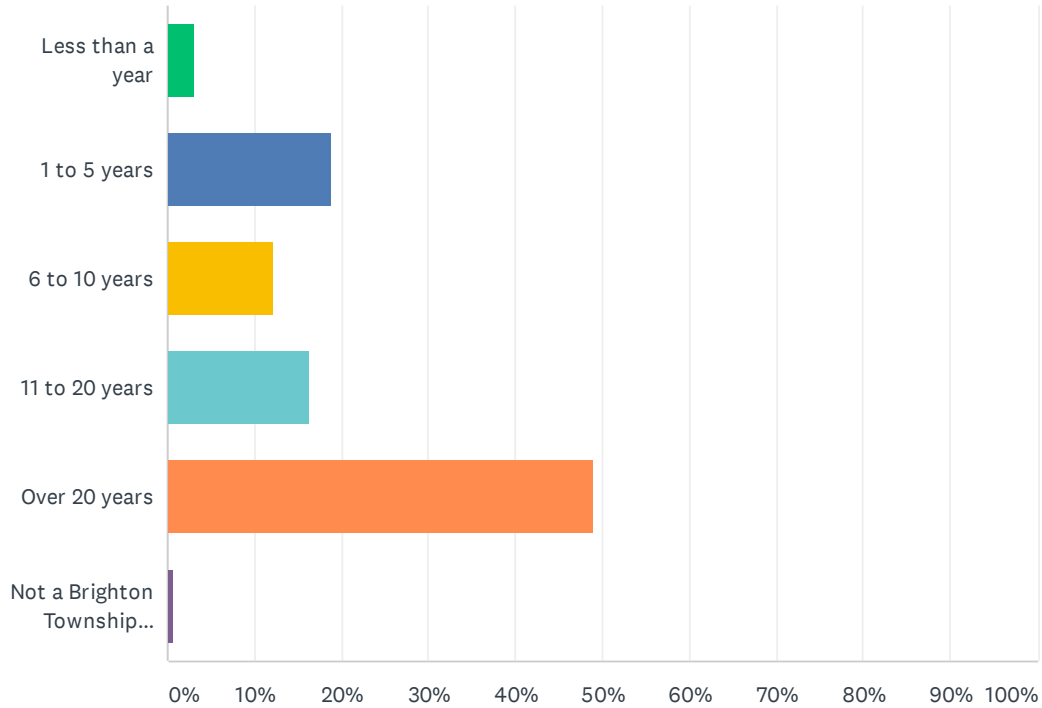


## Q1 How long have you lived in Brighton Township?

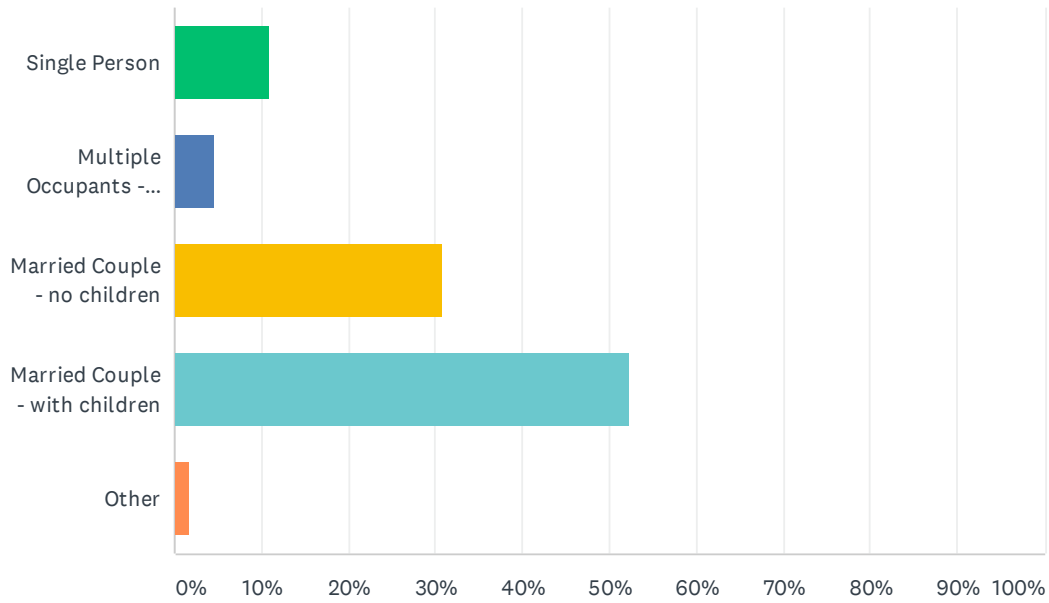
Answered: 569 Skipped: 1



ANSWER CHOICES	RESPONSES	
Less than a year	3.16%	18
1 to 5 years	18.80%	107
6 to 10 years	12.13%	69
11 to 20 years	16.34%	93
Over 20 years	48.86%	278
Not a Brighton Township resident	0.70%	4
<b>TOTAL</b>		<b>569</b>

## Q2 Which best describes your household?

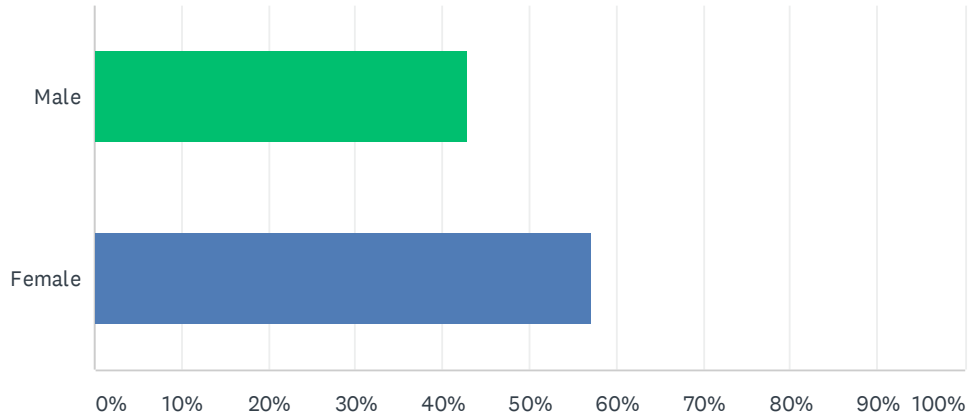
Answered: 566 Skipped: 4



ANSWER CHOICES	RESPONSES	
Single Person	10.78%	61
Multiple Occupants - unmarried	4.59%	26
Married Couple - no children	30.74%	174
Married Couple - with children	52.30%	296
Other	1.59%	9
<b>TOTAL</b>		<b>566</b>

### Q3 What is your gender?

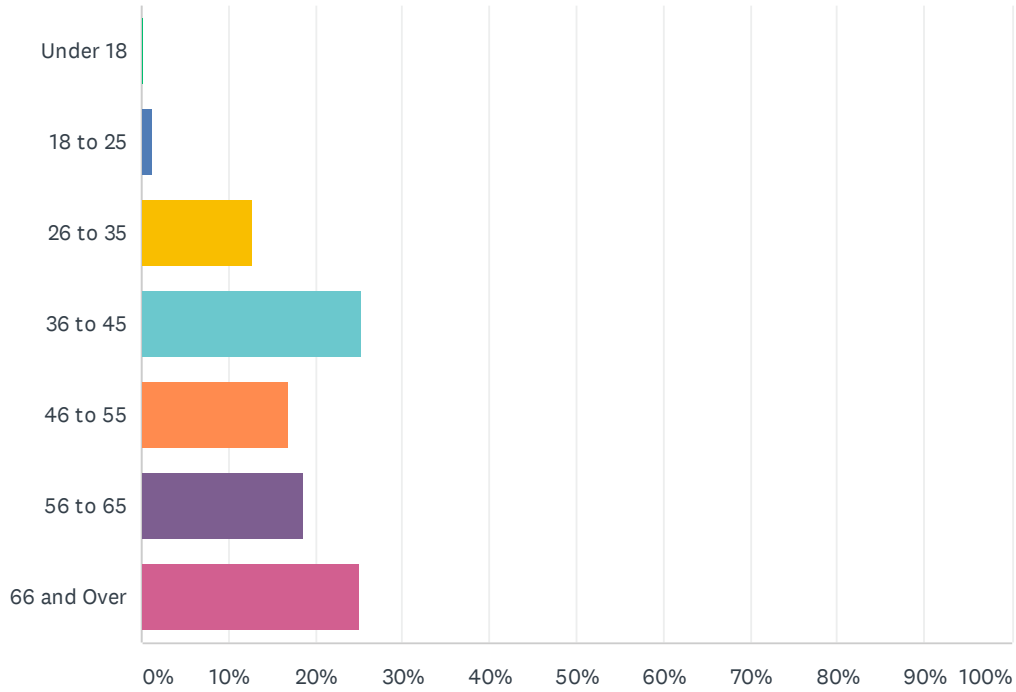
Answered: 564 Skipped: 6



ANSWER CHOICES	RESPONSES	
Male	42.91%	242
Female	57.09%	322
TOTAL		564

## Q4 What is your age?

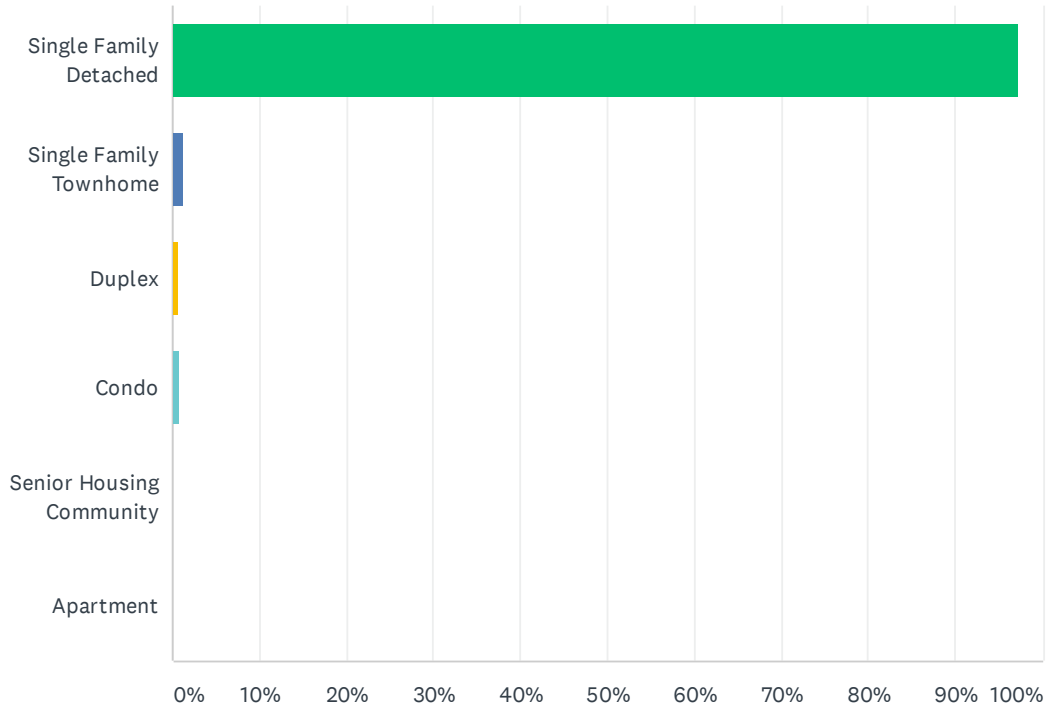
Answered: 567 Skipped: 3



ANSWER CHOICES	RESPONSES
Under 18	0.18% 1
18 to 25	1.23% 7
26 to 35	12.70% 72
36 to 45	25.22% 143
46 to 55	16.93% 96
56 to 65	18.69% 106
66 and Over	25.04% 142
<b>TOTAL</b>	<b>567</b>

## Q5 Which best describes your residence?

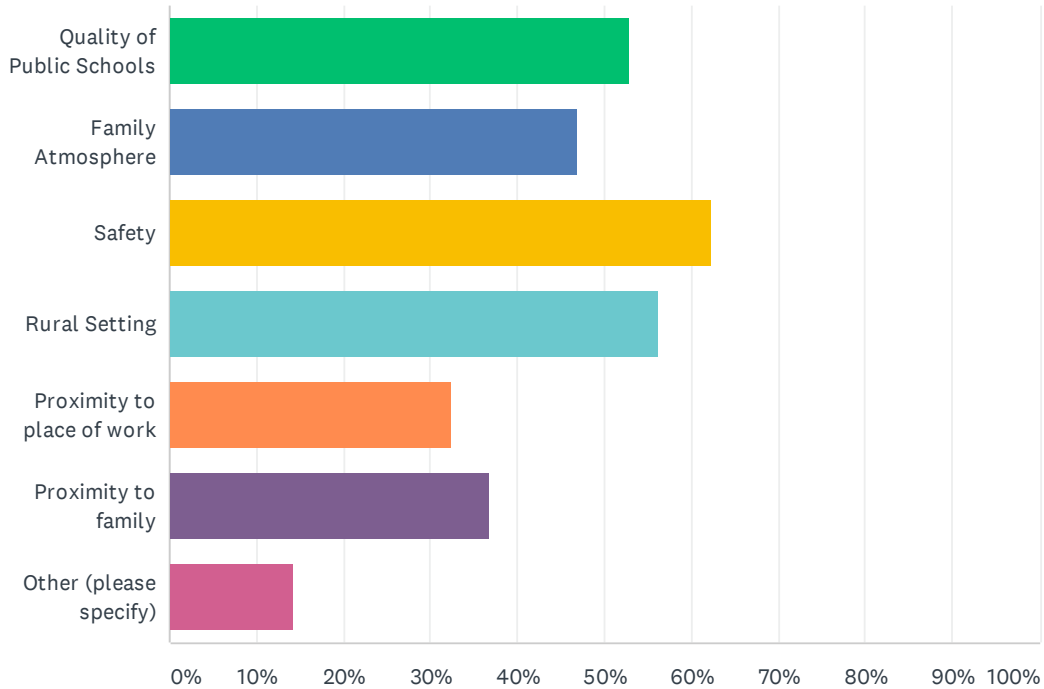
Answered: 567 Skipped: 3



ANSWER CHOICES	RESPONSES	
Single Family Detached	97.35%	552
Single Family Townhome	1.23%	7
Duplex	0.53%	3
Condo	0.88%	5
Senior Housing Community	0.00%	0
Apartment	0.00%	0
<b>TOTAL</b>		<b>567</b>

## Q6 Why do you live in Brighton Township?

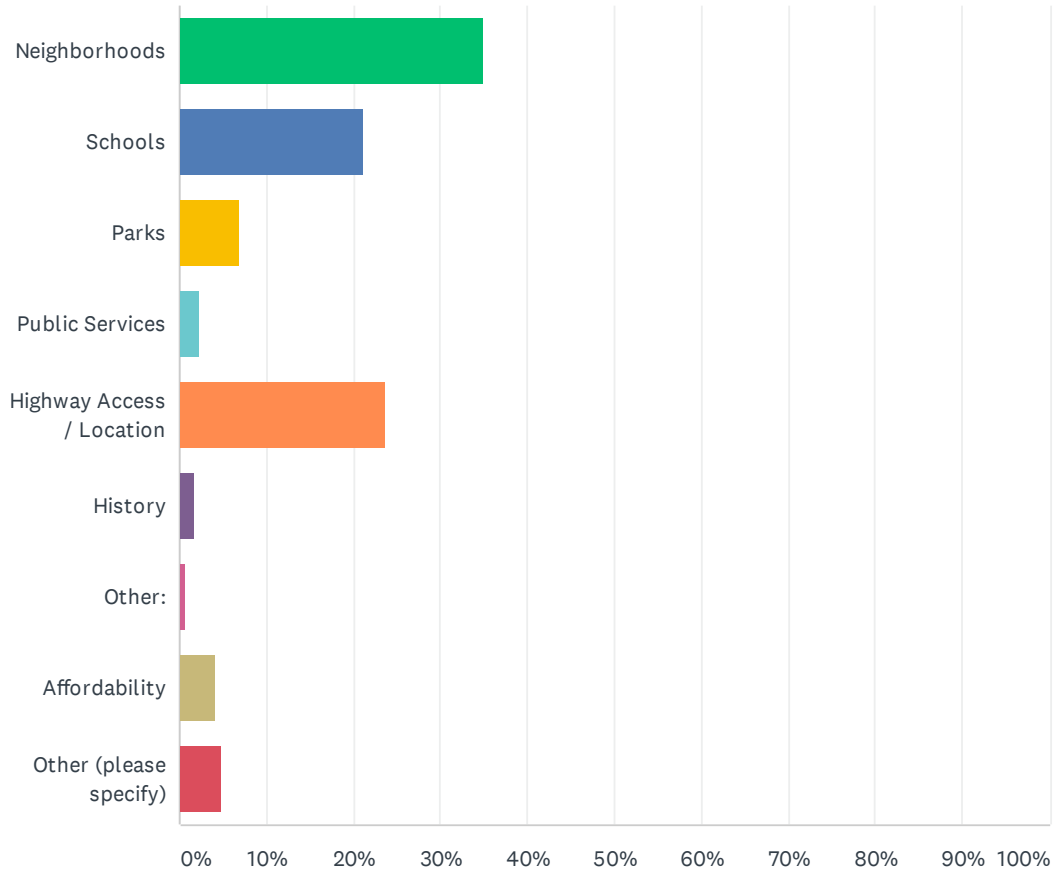
Answered: 566 Skipped: 4



ANSWER CHOICES	RESPONSES	
Quality of Public Schools	52.83%	299
Family Atmosphere	46.82%	265
Safety	62.37%	353
Rural Setting	56.18%	318
Proximity to place of work	32.33%	183
Proximity to family	36.75%	208
Other (please specify)	14.31%	81
Total Respondents: 566		

## Q7 What is the Township's greatest asset?

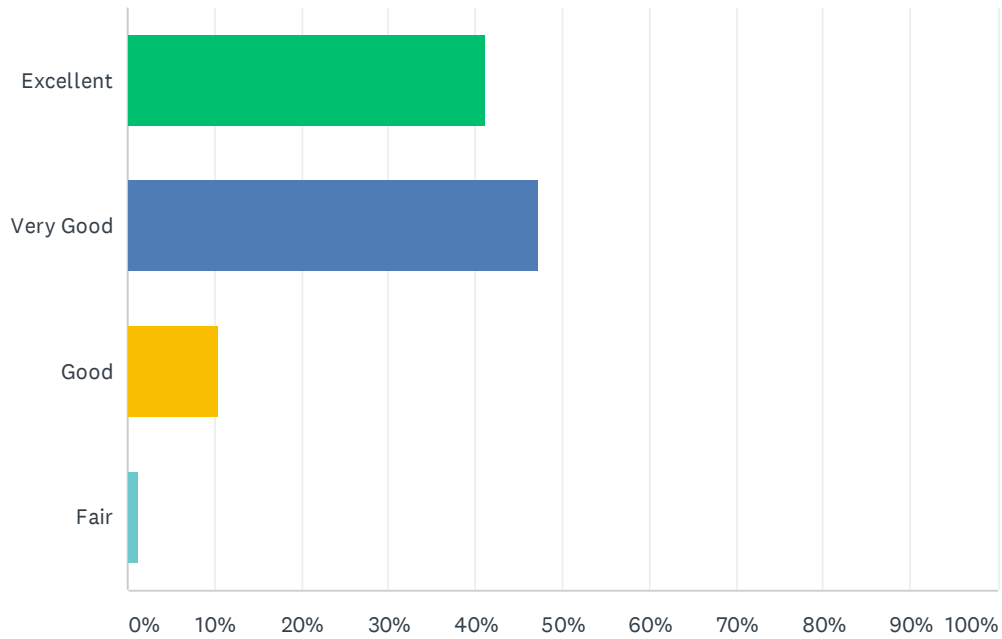
Answered: 568 Skipped: 2



ANSWER CHOICES	RESPONSES	
Neighborhoods	35.04%	199
Schools	21.13%	120
Parks	6.87%	39
Public Services	2.29%	13
Highway Access / Location	23.59%	134
History	1.58%	9
Other:	0.53%	3
Affordability	4.23%	24
Other (please specify)	4.75%	27
<b>TOTAL</b>		<b>568</b>

## Q8 How would you rate the quality of life in Brighton Township?

Answered: 569 Skipped: 1

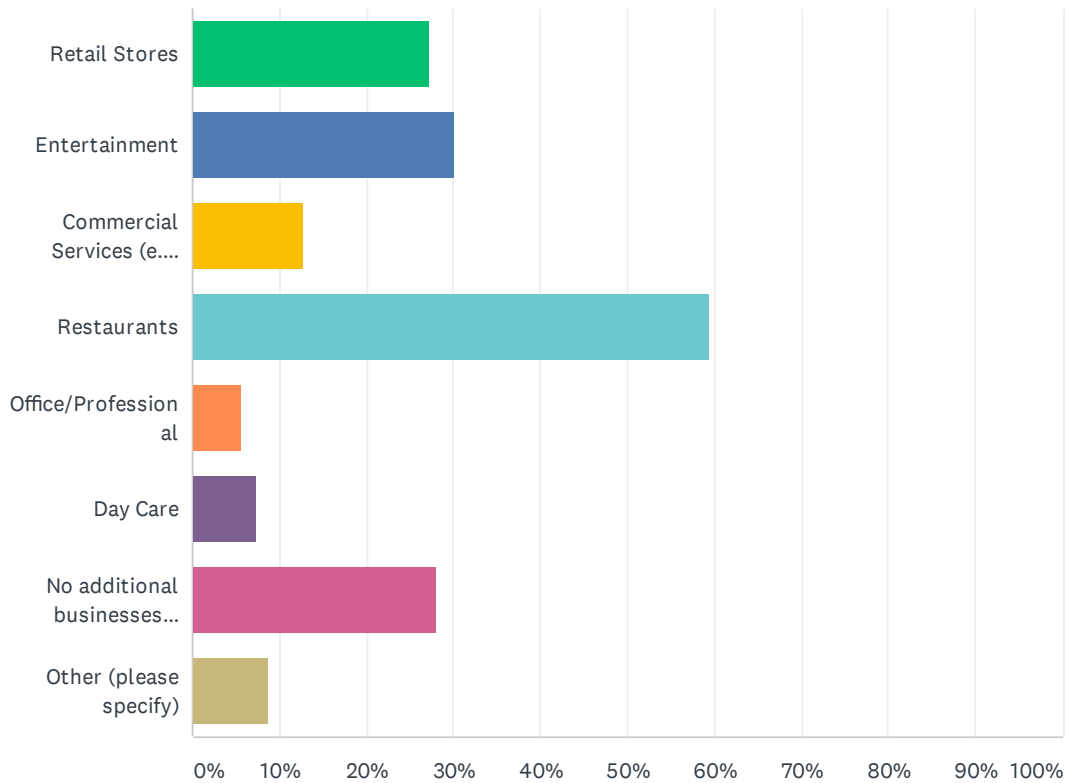


ANSWER CHOICES	RESPONSES	
Excellent	41.12%	234
Very Good	47.28%	269
Good	10.37%	59
Fair	1.23%	7
<b>TOTAL</b>		<b>569</b>



## Q9 What type of community- based business is needed/ underrepresented in Brighton Township?

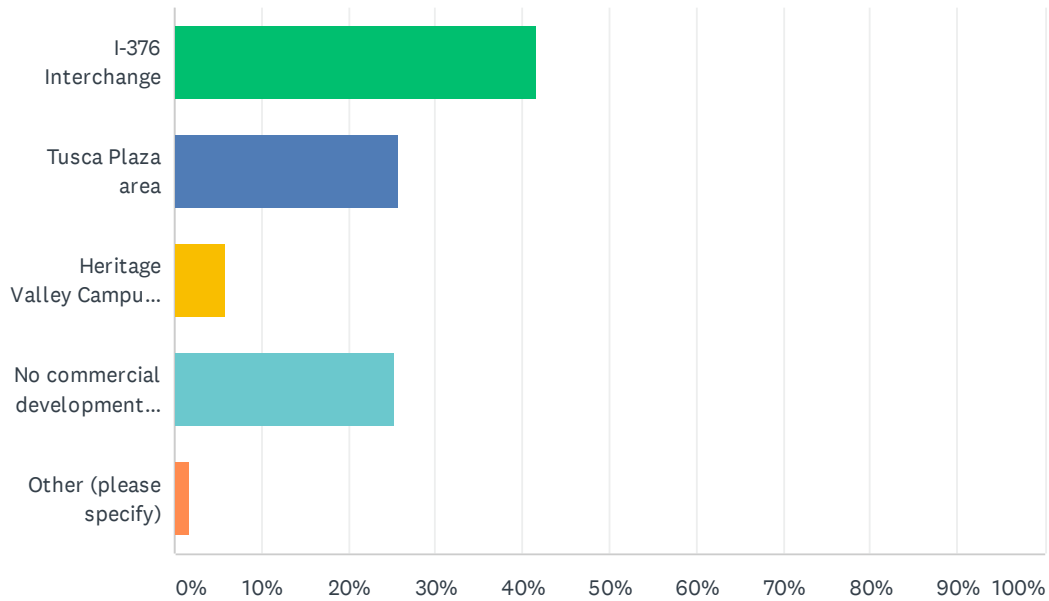
Answered: 568 Skipped: 2



ANSWER CHOICES	RESPONSES	
Retail Stores	27.29%	155
Entertainment	30.11%	171
Commercial Services (e.g. bank, dry cleaners, etc.)	12.85%	73
Restaurants	59.33%	337
Office/Professional	5.63%	32
Day Care	7.22%	41
No additional businesses desired	27.99%	159
Other (please specify)	8.80%	50
Total Respondents: 568		

## Q10 Where should the Township focus commercial development efforts?

Answered: 565 Skipped: 5

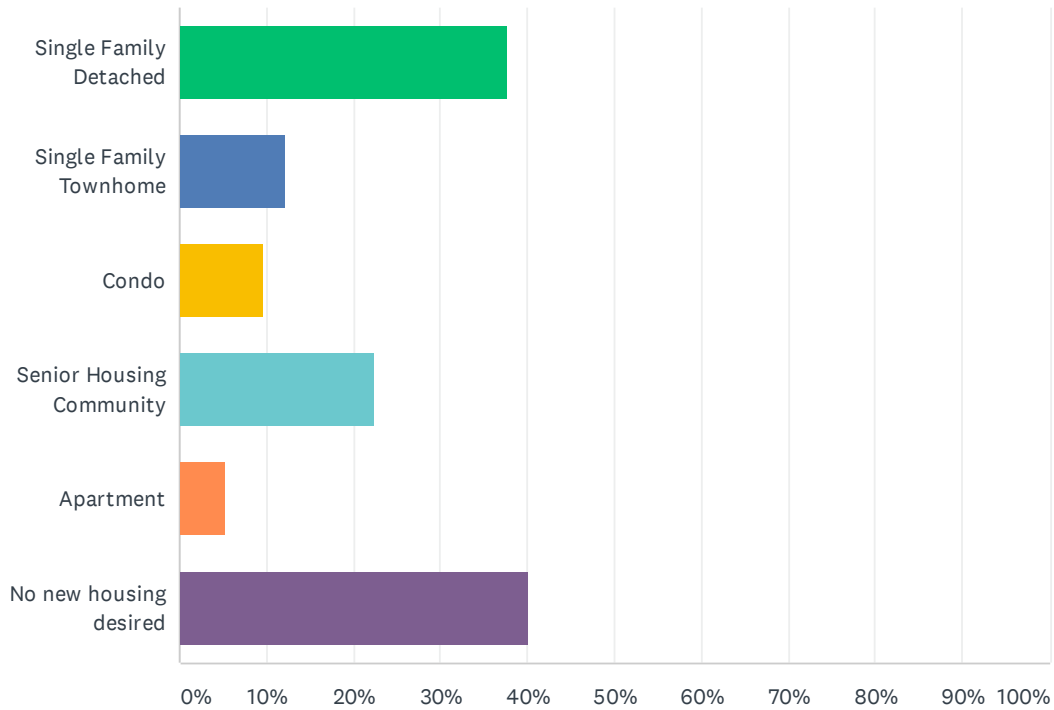


ANSWER CHOICES	RESPONSES	
I-376 Interchange	41.59%	235
Tusca Plaza area	25.66%	145
Heritage Valley Campus Area	5.84%	33
No commercial development desired	25.31%	143
Other (please specify)	1.59%	9
<b>TOTAL</b>		<b>565</b>

#	OTHER (PLEASE SPECIFY)	DATE
1	Towards Beaver	2/7/2020 8:37 PM
2	anywhere	1/22/2020 1:48 PM
3	ATV Park	1/6/2020 8:48 PM
4	Not sure, but if development should occur factors including traffic management, traffic flow and impact on current residents should be #1 priority.	1/6/2020 11:15 AM
5	Water and sewage to residents that don't have it now	1/3/2020 4:24 PM
6	I think development should be community based. Small business, another lodge that can be rented by township residents, etc.	1/3/2020 4:04 PM
7	I-376, Tusca Plaza, and Heritage Valley should all be focus areas	1/1/2020 1:08 PM
8	Old Michael Baker land area	12/6/2019 4:44 PM
9	How about none	12/5/2019 9:53 PM

## Q11 What type of housing would you like to see more of in the Township?

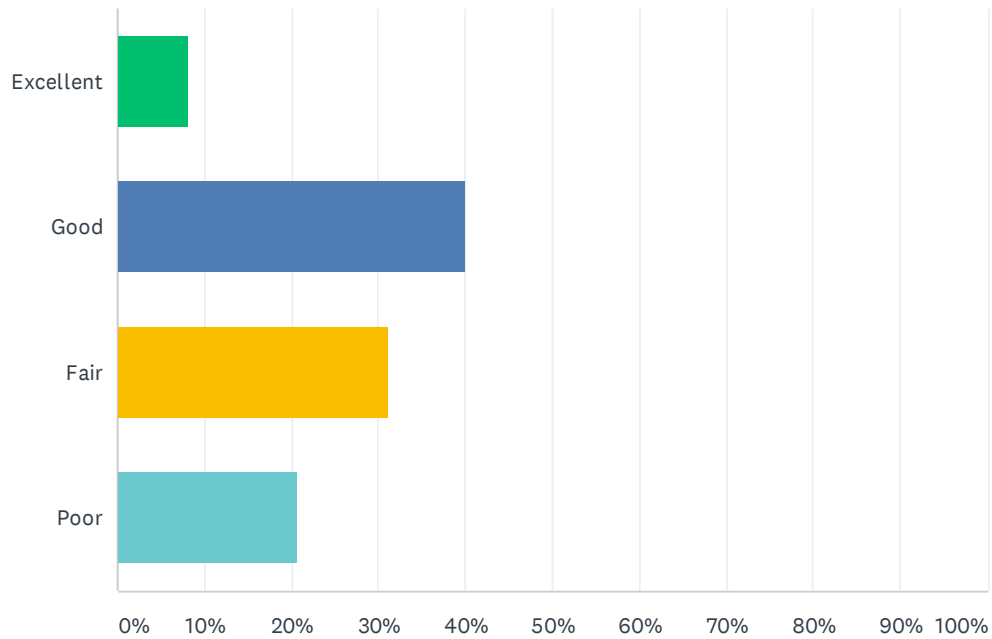
Answered: 561 Skipped: 9



ANSWER CHOICES	RESPONSES	
Single Family Detached	37.61%	211
Single Family Townhome	12.12%	68
Condo	9.63%	54
Senior Housing Community	22.28%	125
Apartment	5.17%	29
No new housing desired	40.11%	225
Total Respondents: 561		

## Q12 How would you rate the current condition of State roads (Dutch Ridge Rd & Tuscarawas Rd) in the Township?

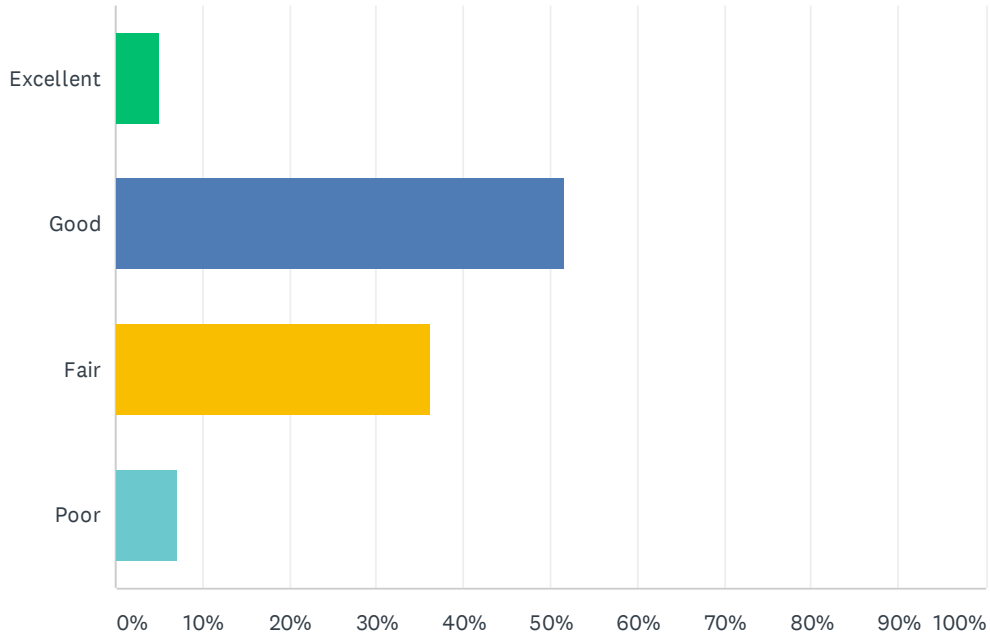
Answered: 569 Skipped: 1



ANSWER CHOICES	RESPONSES
Excellent	8.26% 47
Good	39.89% 227
Fair	31.11% 177
Poor	20.74% 118
<b>TOTAL</b>	<b>569</b>

## Q13 How would you rate the current condition of other roads in the Township?

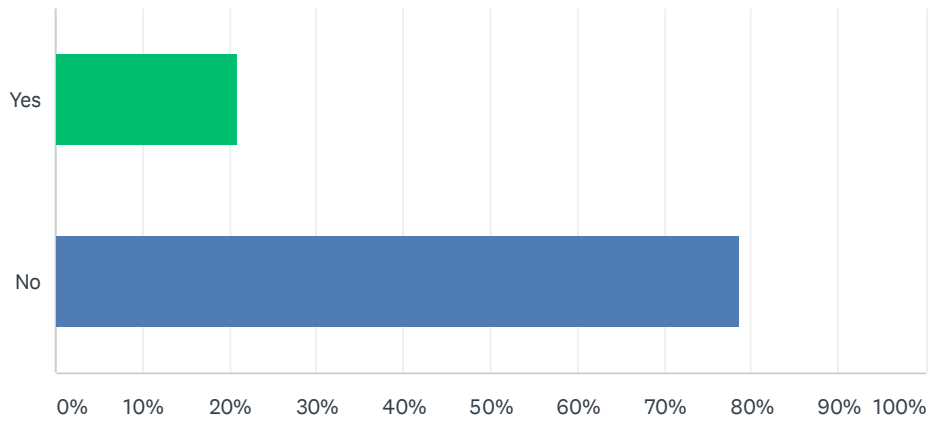
Answered: 568 Skipped: 2



ANSWER CHOICES	RESPONSES
Excellent	4.93% 28
Good	51.76% 294
Fair	36.27% 206
Poor	7.04% 40
<b>TOTAL</b>	<b>568</b>

## Q14 Would you like to see water and sewer service area expanded in the Township?

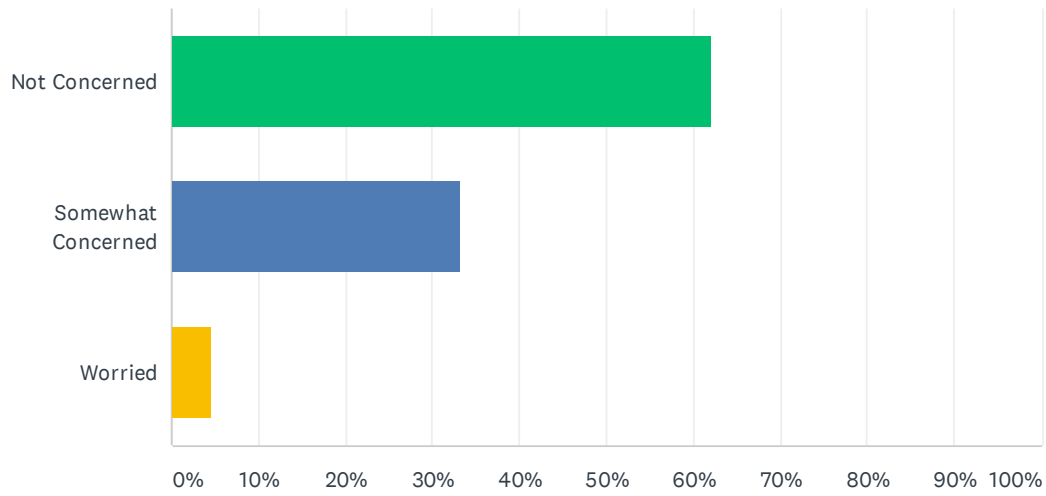
Answered: 530 Skipped: 40



ANSWER CHOICES	RESPONSES	
Yes	20.94%	111
No	78.68%	417
TOTAL		530

## Q15 How do you feel about the appearance and upkeep of residential properties in the Township?

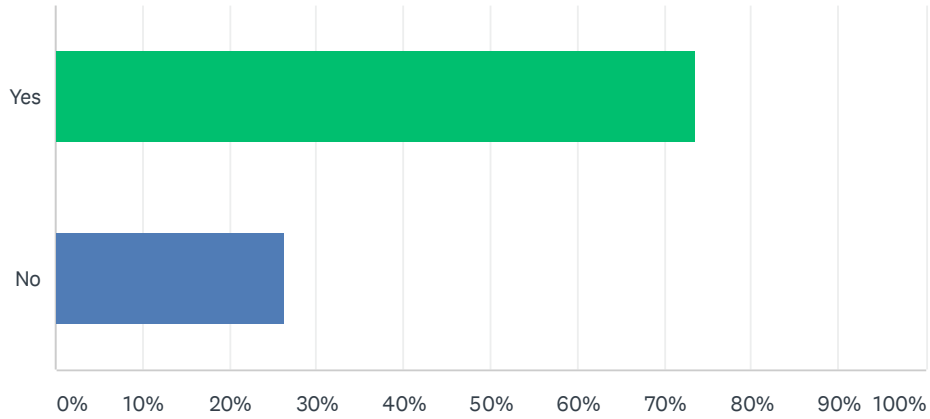
Answered: 565 Skipped: 5



ANSWER CHOICES	RESPONSES	
Not Concerned	62.12%	351
Somewhat Concerned	33.27%	188
Worried	4.60%	26
TOTAL		565

## Q16 Should the Township take a more active role in preserving greenspace?

Answered: 557 Skipped: 13

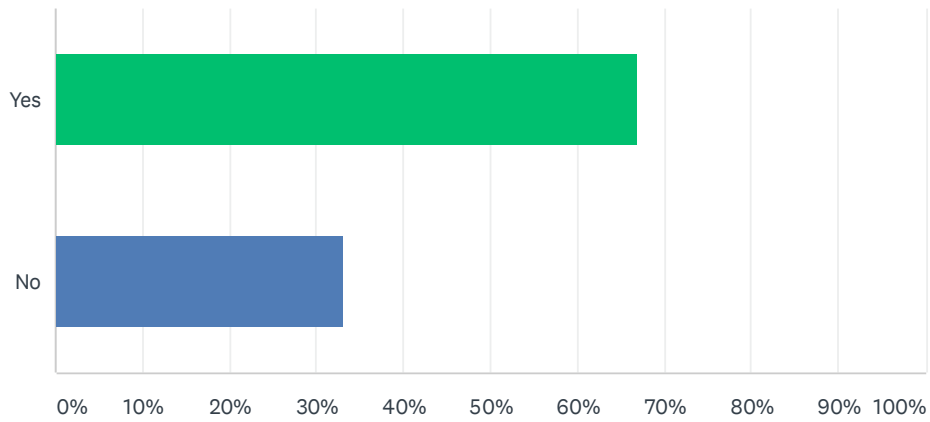


ANSWER CHOICES	RESPONSES	
Yes	73.61%	410
No	26.39%	147
TOTAL		557



## Q17 Should the Township have more sustainable development requirements to manage stormwater runoff and improve water quality?

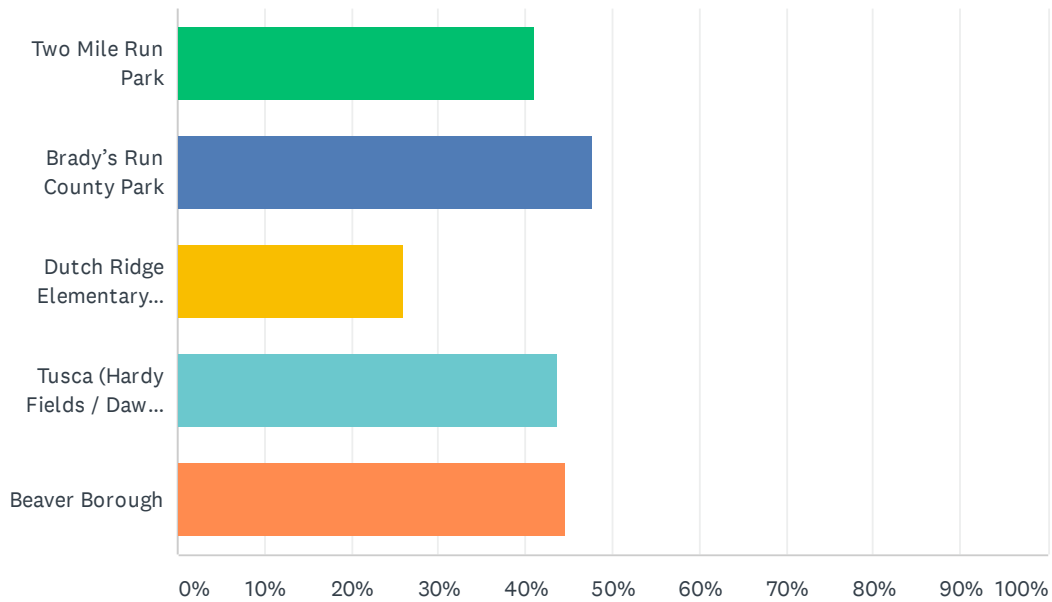
Answered: 553 Skipped: 17



ANSWER CHOICES	RESPONSES	
Yes	66.91%	370
No	33.09%	183
TOTAL		553

## Q18 Where would you like to see future pedestrian and bicycle facilities connect to?

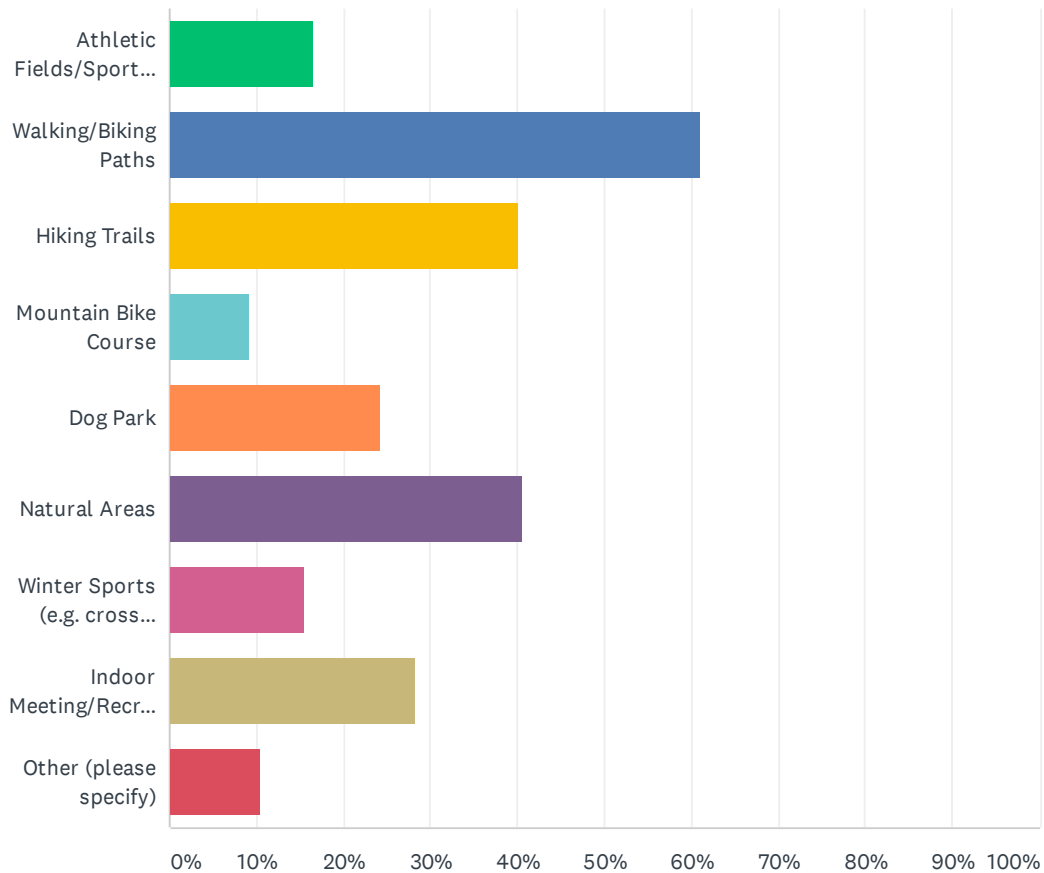
Answered: 534 Skipped: 36



ANSWER CHOICES	RESPONSES	
Two Mile Run Park	41.01%	219
Brady's Run County Park	47.75%	255
Dutch Ridge Elementary School	25.84%	138
Tusca (Hardy Fields / Dawson Ridge Park)	43.63%	233
Beaver Borough	44.57%	238
Total Respondents: 534		

## Q19 What type of recreational amenities would you like to see added to the Township?

Answered: 550 Skipped: 20



ANSWER CHOICES	RESPONSES	
Athletic Fields/Sports Courts	16.55%	91
Walking/Biking Paths	61.09%	336
Hiking Trails	40.18%	221
Mountain Bike Course	9.27%	51
Dog Park	24.18%	133
Natural Areas	40.55%	223
Winter Sports (e.g. cross country skiing)	15.45%	85
Indoor Meeting/Recreation Space	28.18%	155
Other (please specify)	10.55%	58
Total Respondents: 550		