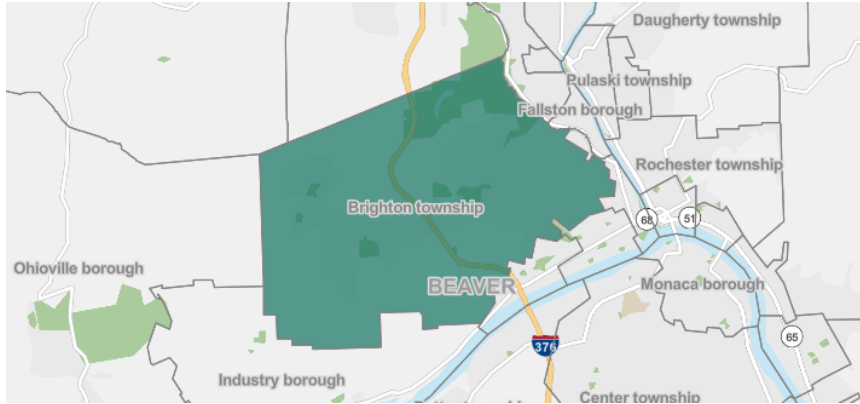


Brighton township, Beaver County, Pennsylvania

Place in [Beaver County, Pennsylvania](#)



Brighton township, Beaver County, Pennsylvania is a city, town, place equivalent, and township located in [Beaver County, Pennsylvania](#).

Populations and People

Ancestry

21.0% +/- 4.0%

Italian Ancestry in Brighton township, Beaver County, Pennsylvania

16.6% +/- 2.0%

Italian Ancestry in Beaver County, Pennsylvania

Table: DP02

Table Survey/Program: 2019 American Community Survey 5-Year Estimates

Ancestry in Brighton township, Beaver County, Pennsylvania

[VIEW OPTIONS](#)

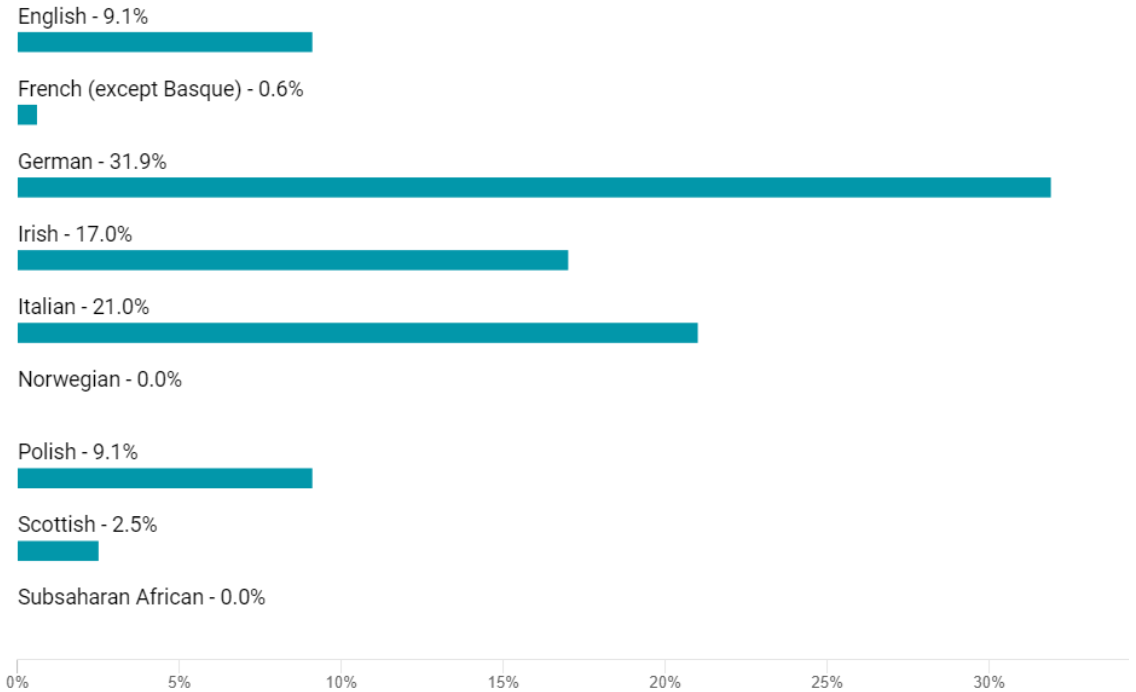


Chart Survey/Program: 2019 ACS 5-Year Estimates Data Profiles

Language Spoken at Home

3.8% +/- 1.8%

Language Other Than English Spoken at Home in Brighton township, Beaver County, Pennsylvania

N +/- N

Language Other Than English Spoken at Home in Beaver County, Pennsylvania

Table: S1601

Table Survey/Program: 2019 American Community Survey 5-Year Estimates

Types of Language Spoken at Home in Brighton township, Beaver County, Pennsylvania

[VIEW OPTIONS](#)

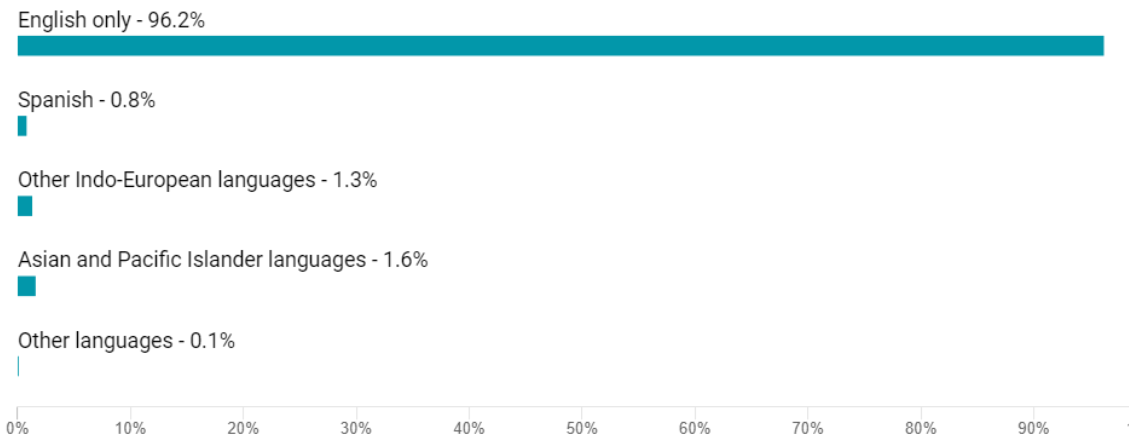


Chart Survey/Program: 2019 ACS 5-Year Estimates Data Profiles

Native and Foreign Born

2.6 +/- 1.2

Foreign Born population in Brighton township, Beaver County, Pennsylvania

2.1 +/- 0.6

Foreign Born population in Beaver County, Pennsylvania

Table: DP02

Table Survey/Program: 2019 American Community Survey 5-Year Estimates

Foreign Born Population in Brighton township, Beaver County, Pennsylvania

[VIEW OPTIONS](#)

Naturalized U.S. citizen - 80.3%



Not a U.S. citizen - 19.7%



Chart Survey/Program: 2019 ACS 5-Year Estimates Data Profiles

Older Population

23.2% +/- 2.2%

65 Years and Older in Brighton township, Beaver County, Pennsylvania

22.1% +/- 0.4%

65 Years and Older in Beaver County, Pennsylvania

Table: DP05

Table Survey/Program: 2019 American Community Survey 5-Year Estimates

Older Population by Age in Brighton township, Beaver County, Pennsylvania

[VIEW OPTIONS](#)

65 to 74 years - 11.3%



75 to 84 years - 8.3%



85 years and over - 3.7%



Chart Survey/Program: 2019 ACS 5-Year Estimates Data Profiles

Residential Mobility

1.7% +/- 1.5%

Moved From a Different State in the Last Year in Brighton township, Beaver County, Pennsylvania

2.0% +/- 0.8%

Moved From a Different State in the Last Year in Beaver County, Pennsylvania

Table: S0701

Table Survey/Program: 2019 American Community Survey 5-Year Estimates

Residential Mobility in the Last Year in Brighton township, Beaver County, Pennsylvania

[VIEW OPTIONS](#)

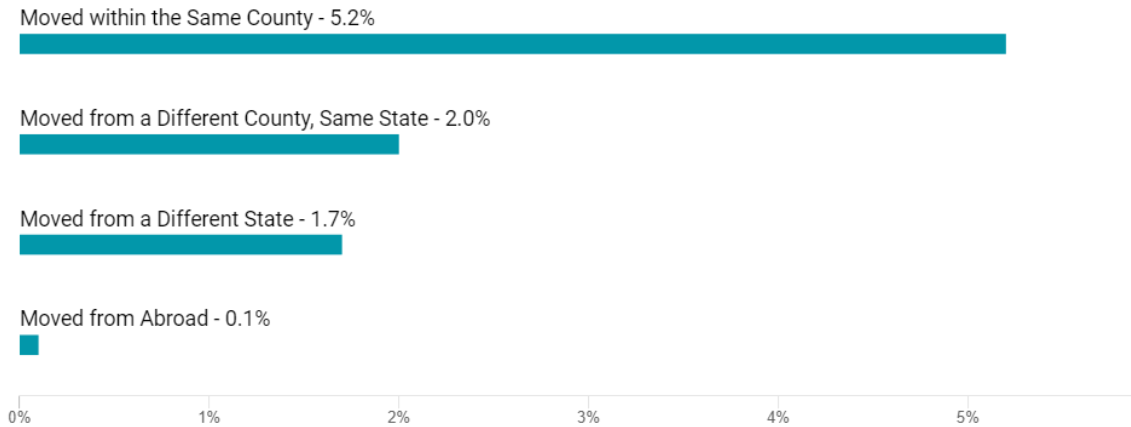


Chart Survey/Program: 2019 ACS 5-Year Estimates Subject Tables

Income and Poverty

Income and Earnings

\$75,956 +/- \$11,875

Median Household Income in Brighton township, Beaver County, Pennsylvania

\$60,672 +/- \$3,120

Median Household Income in Beaver County, Pennsylvania

Table: S1901

Table Survey/Program: 2019 American Community Survey 5-Year Estimates

Median Income by Types of Families in Brighton township, Beaver County, Pennsylvania

[VIEW OPTIONS](#)

Families - \$97,794

Married-couple families - \$104,849

Nonfamily households - \$36,488



Chart Survey/Program: 2019 ACS 5-Year Estimates Subject Tables

Poverty

7.5% +/- 3.5%

Poverty, All people in Brighton township, Beaver County, Pennsylvania

12.0% +/- 1.9%

Poverty, All people in Beaver County, Pennsylvania

Table: S1701

Table Survey/Program: 2019 American Community Survey 5-Year Estimates

Poverty by Age in Brighton township, Beaver County, Pennsylvania

[VIEW OPTIONS](#)

Under 18 years - 10.6%

18 to 64 years - 7.5%

65 years and over - 4.4%



Chart Survey/Program: 2019 ACS 5-Year Estimates Data Profiles

Education

Educational Attainment

39.5% +/- 3.7%

Bachelor's Degree or Higher in Brighton township, Beaver County, Pennsylvania

26.9% +/- 2.0%

Bachelor's Degree or Higher in Beaver County, Pennsylvania

Table: S1501

Table Survey/Program: 2019 American Community Survey 5-Year Estimates

Education Attainment (Population 25 Years and Older) in Brighton township, Beaver County, Pennsylvania

[VIEW OPTIONS](#)

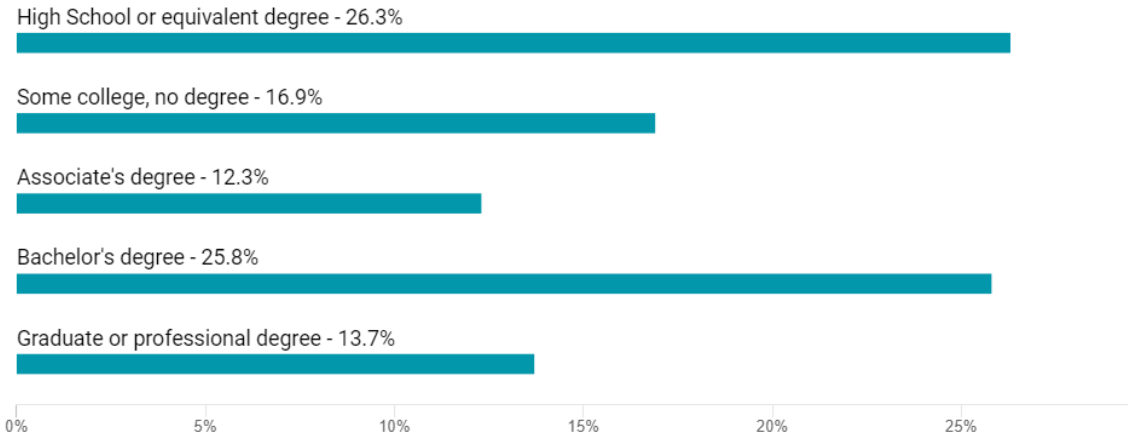


Chart Survey/Program: 2019 ACS 5-Year Estimates Data Profiles

School Enrollment

75.3% +/- 4.8%

School Enrolled Population Enrolled in Kindergarten to 12th Grade in Brighton township, Beaver County, Pennsylvania

72.2% +/- 3.1%

School Enrolled Population Enrolled in Kindergarten to 12th Grade in Beaver County, Pennsylvania

Table: S1401

Table Survey/Program: 2019 American Community Survey 5-Year Estimates

School Enrollment (Population 3 Years and Over Enrolled in School) in Brighton township, Beaver County, Pennsylvania

[VIEW OPTIONS](#)

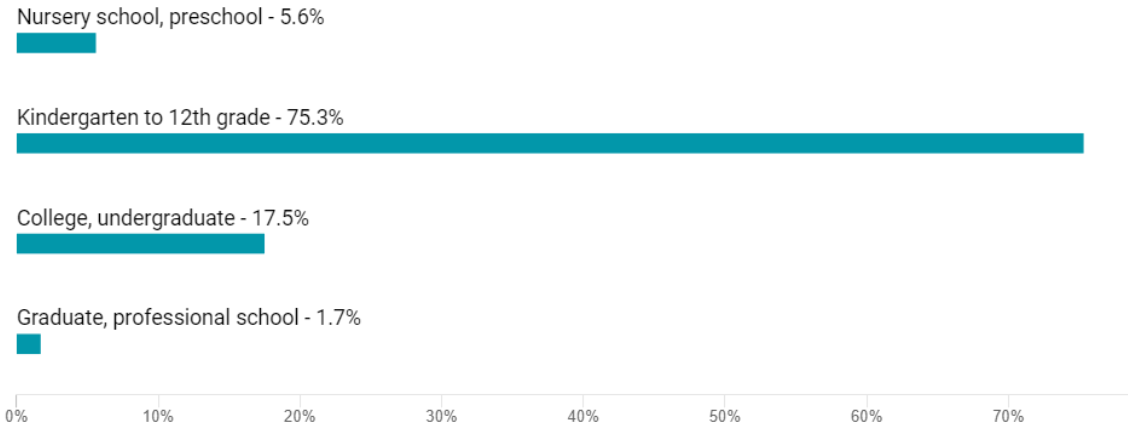


Chart Survey/Program: 2019 ACS 5-Year Estimates Subject Tables

Employment

Class of Worker

10.2% +/- 2.9%

Local, State, & Federal Government Workers in Brighton township, Beaver County, Pennsylvania

10.4% +/- 1.9%

Local, State, & Federal Government Workers in Beaver County, Pennsylvania

Table: S2406

Table Survey/Program: 2019 American Community Survey 5-Year Estimates

Class of Worker in Brighton township, Beaver County, Pennsylvania

[VIEW OPTIONS](#)

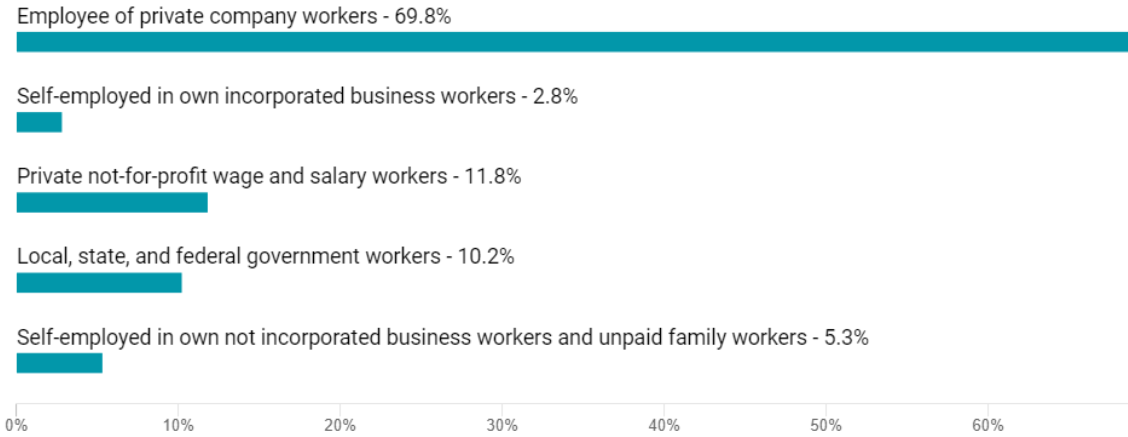


Chart Survey/Program: 2019 ACS 5-Year Estimates Subject Tables

Commuting

25.2 +/- 1.8

Average travel time to work (in minutes) in Brighton township, Beaver County, Pennsylvania

27.2 +/- 1.0

Average travel time to work (in minutes) in Beaver County, Pennsylvania

Table: S0801

Table Survey/Program: 2019 American Community Survey 5-Year Estimates

Means of Transportation to Work (Workers 16 Years and Over) in Brighton township, Beaver County, Pennsylvania

[VIEW OPTIONS](#)

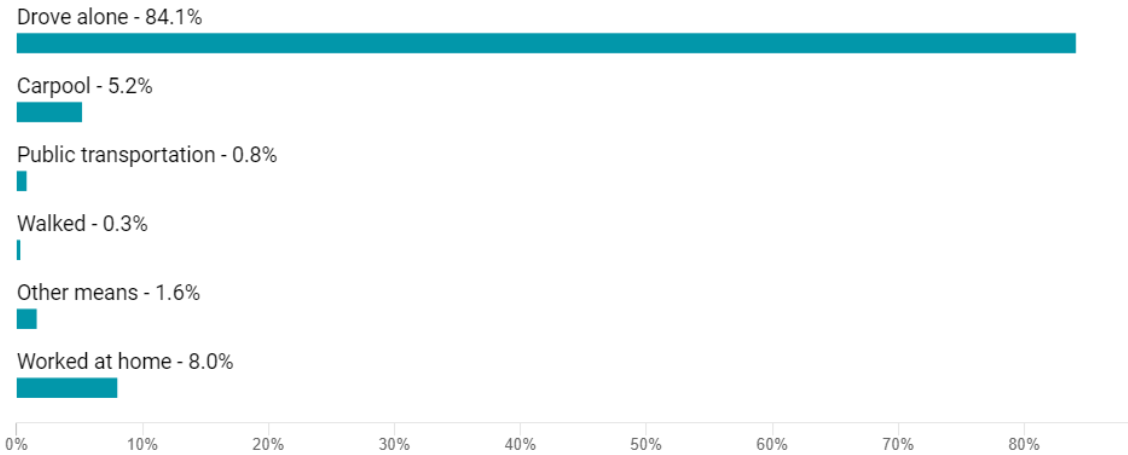


Chart Survey/Program: 2019 ACS 5-Year Estimates Data Profiles

Employment and Labor Force Status

57.1% +/- 3.4%

Employment Rate in Brighton township, Beaver County, Pennsylvania

58.6% +/- 1.7%

Employment Rate in Beaver County, Pennsylvania

Table:
DP03

Table Survey/Program:
2019 American Community Survey 5-Year Estimates

Employment Rate in Brighton township, Beaver County, Pennsylvania

[VIEW OPTIONS](#)

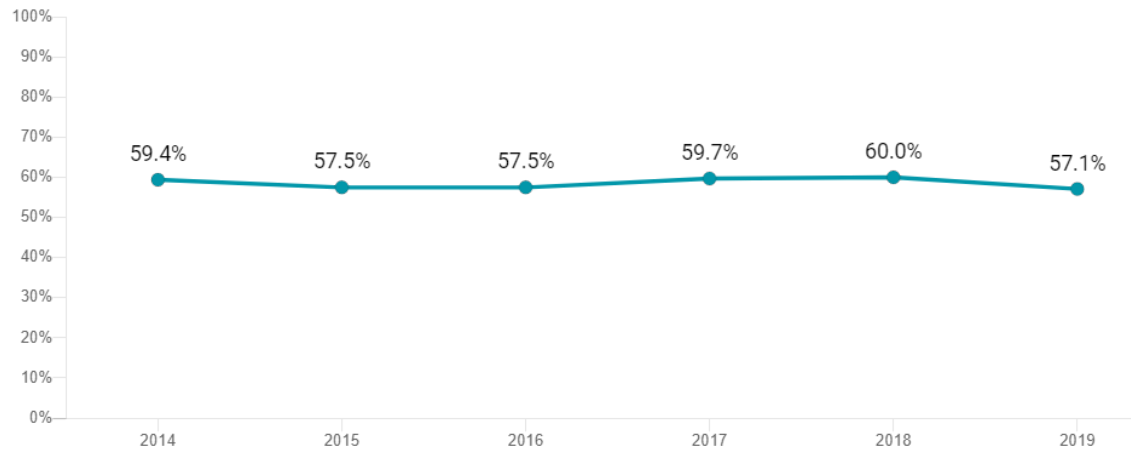


Chart Survey/Program: 2019 ACS 5-Year Estimates Data Profiles

Industry

- +/- **

Females in Agriculture, Forestry, Fishing and Hunting in Brighton township, Beaver County, Pennsylvania

0.0% +/- 36.3%

Females in Agriculture, Forestry, Fishing and Hunting in Beaver County, Pennsylvania

Table: S2404

Table Survey/Program: 2019 American Community Survey 5-Year Estimates

Industry for the Civilian Employed Population 16 Years and Over in Brighton township, Beaver County, Pennsylvania

[VIEW OPTIONS](#)

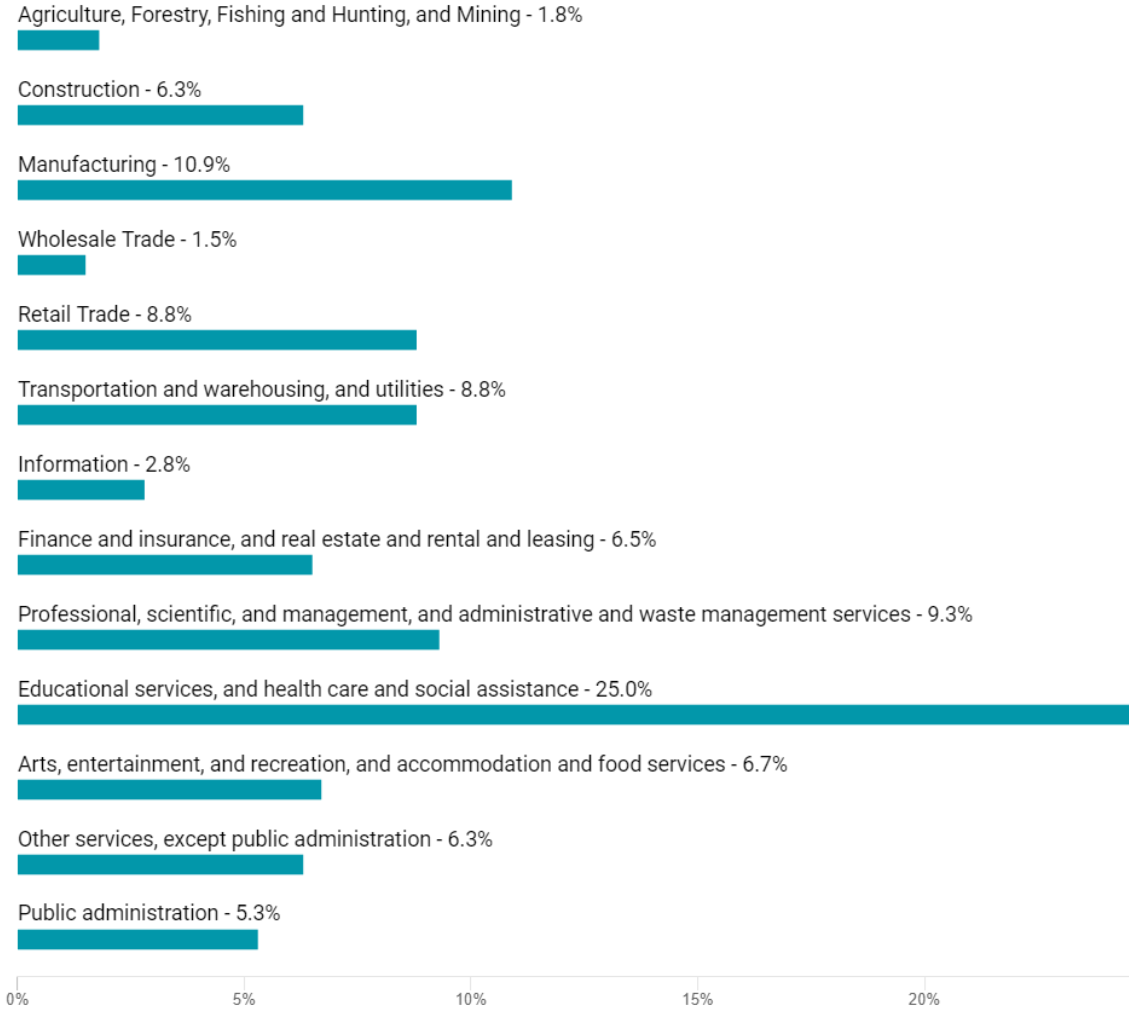


Chart Survey/Program: 2019 ACS 5-Year Estimates Data Profiles

Occupation

0.0% +/- 14.1%

Females in Computer, Engineering and Science Occupations in Brighton township, Beaver County, Pennsylvania

9.8% +/- 5.0%

Females in Computer, Engineering and Science Occupations in Beaver County, Pennsylvania

Table: S2401

Table Survey/Program: 2019 American Community Survey 5-Year Estimates

Occupation for the Civilian Employed Population 16 Years and Over in Brighton township, Beaver County, Pennsylvania

[VIEW OPTIONS](#)

Management, business, science, and arts occupations - 1,764

Service occupations - 537

Sales and office occupations - 819

Natural resources, construction, and maintenance occupations - 381

Production, transportation, and material moving occupations - 364



Chart Survey/Program: 2019 ACS 5-Year Estimates Subject Tables

Work Experience

37.5 +/- 1.6

Mean Usual Hours Worked for Workers in Brighton township, Beaver County, Pennsylvania

39.1 +/- 0.7

Mean Usual Hours Worked for Workers in Beaver County, Pennsylvania

Table: S2303

Table Survey/Program: 2019 American Community Survey 5-Year Estimates

Mean Usual Hours Worked for Workers by Sex in Brighton township, Beaver County, Pennsylvania

[VIEW OPTIONS](#)

Male - 38.9%

Female - 35.8%



Chart Survey/Program: 2019 ACS 5-Year Estimates Subject Tables

Housing

Financial Characteristics

\$691 +/- \$266

Median Gross Rent in Brighton township, Beaver County, Pennsylvania

\$729 +/- \$67

Median Gross Rent in Beaver County, Pennsylvania

Table: DP04

Table Survey/Program: 2019 American Community Survey 5-Year Estimates

Occupied Units Paying Rent in Brighton township, Beaver County, Pennsylvania

[VIEW OPTIONS](#)

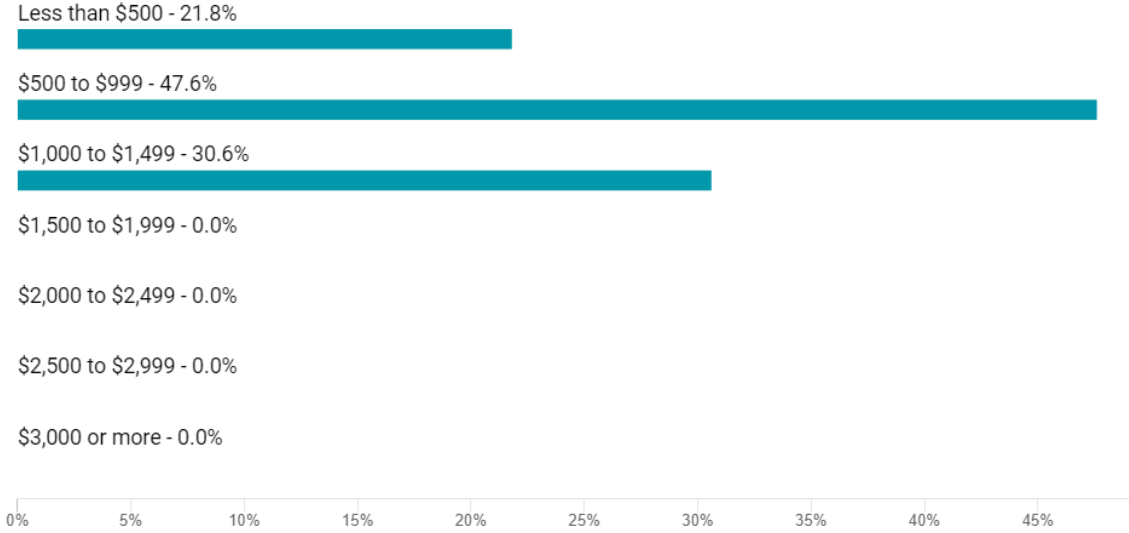


Chart Survey/Program: 2019 ACS 5-Year Estimates Data Profiles

Housing Units

3,364

Total Housing Units in Brighton township, Beaver County, Pennsylvania

78,944

Total Housing Units in Beaver County, Pennsylvania

Table: H1

Table Survey/Program: 2020 Decennial Census

Housing Occupancy in Brighton township, Beaver County, Pennsylvania

[VIEW OPTIONS](#)

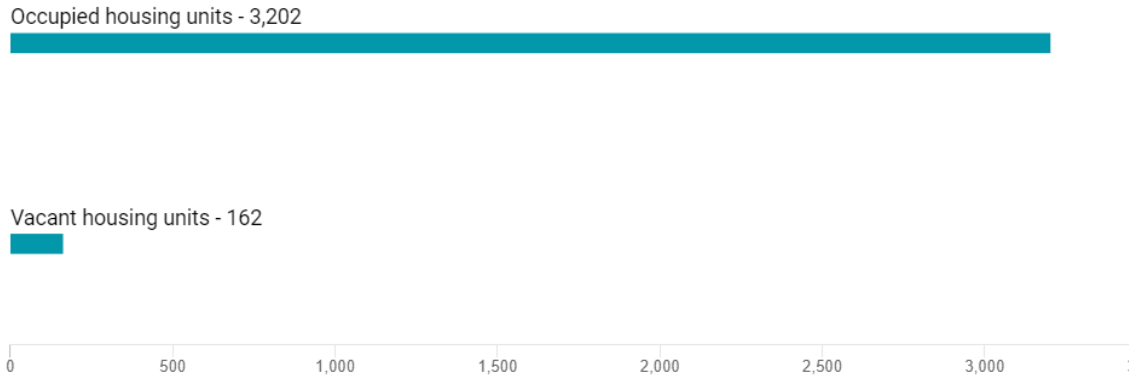


Chart Survey/Program: 2020 DEC Redistricting Data (PL 94-171)

Occupancy Characteristics

3,202

Occupied Housing Units in Brighton township, Beaver County, Pennsylvania

71,971

Occupied Housing Units in Beaver County, Pennsylvania

Table: H1

Table Survey/Program: 2020 Decennial Census

Occupied Housing Units by Types of Households in Brighton township, Beaver County, Pennsylvania

[VIEW OPTIONS](#)

Married-couple family - 1,859



Male householder, no spouse present - 122



Female householder, no spouse present - 213



Chart Survey/Program: 2019 ACS 5-Year Estimates Subject Tables

Owner/Renter (Householder) Characteristics

6.5% +/- 2.9%

Moved 2017 or Later Into Occupied Housing Unit in Brighton township, Beaver County, Pennsylvania

21.9% +/- 2.3%

Moved 2017 or Later Into Occupied Housing Unit in Beaver County, Pennsylvania

Table: S2502

Table Survey/Program: 2019 American Community Survey 5-Year Estimates

Moved 2017 or Later Into Occupied Housing Unit by Type of Units in Brighton township, Beaver County, Pennsylvania

[VIEW OPTIONS](#)

Owner-occupied housing units - 4.1%



Renter-occupied housing units - 23.1%



Chart Survey/Program: 2019 ACS 5-Year Estimates Subject Tables

Physical Characteristics

30.6% +/- 4.1%

Occupied Housing Units with Four or More Bedrooms in Brighton township, Beaver County, Pennsylvania

17.5% +/- 1.7%

Occupied Housing Units with Four or More Bedrooms in Beaver County, Pennsylvania

Table: S2504

Table Survey/Program: 2019 American Community Survey 5-Year Estimates

Bedrooms in Occupied Housing Units in Brighton township, Beaver County, Pennsylvania

VIEW OPTIONS

No Bedroom - 0.9%

1 Bedroom - 5.0%

2 or 3 Bedrooms - 63.5%

4 or More Bedrooms - 30.6%



Chart Survey/Program: 2019 ACS 5-Year Estimates Subject Tables

Vacancy

162

Vacant Housing Units in Brighton township, Beaver County, Pennsylvania

6,973

Vacant Housing Units in Beaver County, Pennsylvania

Table: H1

Table Survey/Program: 2020 Decennial Census

Vacancy Rate in Brighton township, Beaver County, Pennsylvania

VIEW OPTIONS

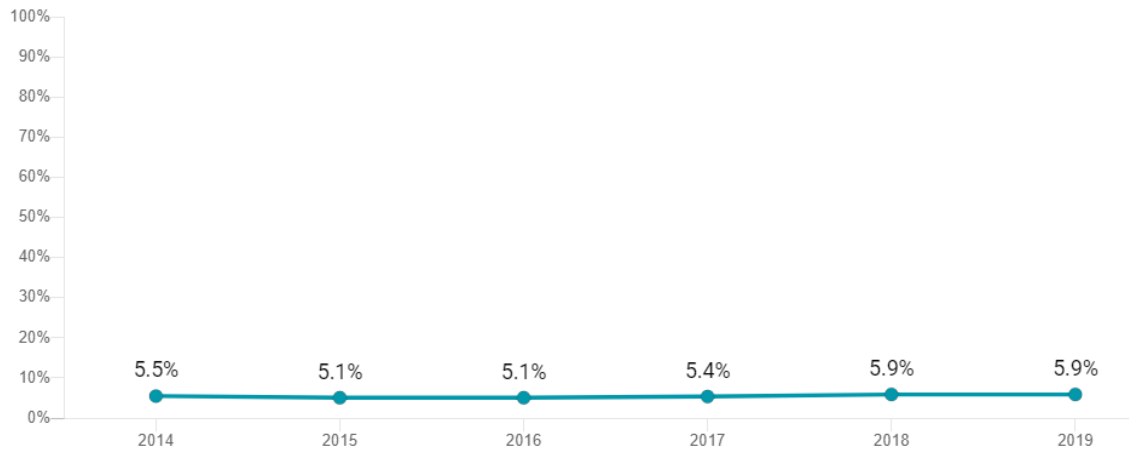


Chart Survey/Program: 2019 ACS 5-Year Estimates Data Profiles

Health

Disability

12.7% +/- 2.2%

Disabled Population in Brighton township, Beaver County, Pennsylvania

17.6% +/- 1.7%

Disabled Population in Beaver County, Pennsylvania

Table: S1810

Table Survey/Program: 2019 American Community Survey 5-Year Estimates

Types of Disabilities in Brighton township, Beaver County, Pennsylvania

[VIEW OPTIONS](#)

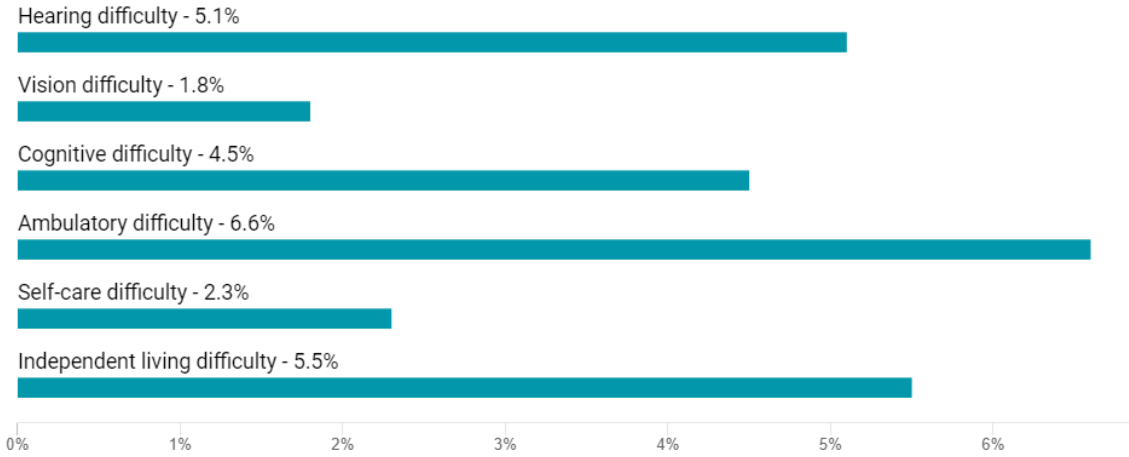


Chart Survey/Program: 2019 ACS 5-Year Estimates Subject Tables

Fertility

1,467 +/- 149

Women 15 to 50 years old in Brighton township, Beaver County, Pennsylvania

33,245 +/- 789

Women 15 to 50 years old in Beaver County, Pennsylvania

Table: S1301

Table Survey/Program: 2019 American Community Survey 5-Year Estimates

Women with Births in the Past 12 Months in Brighton township, Beaver County, Pennsylvania

[VIEW OPTIONS](#)

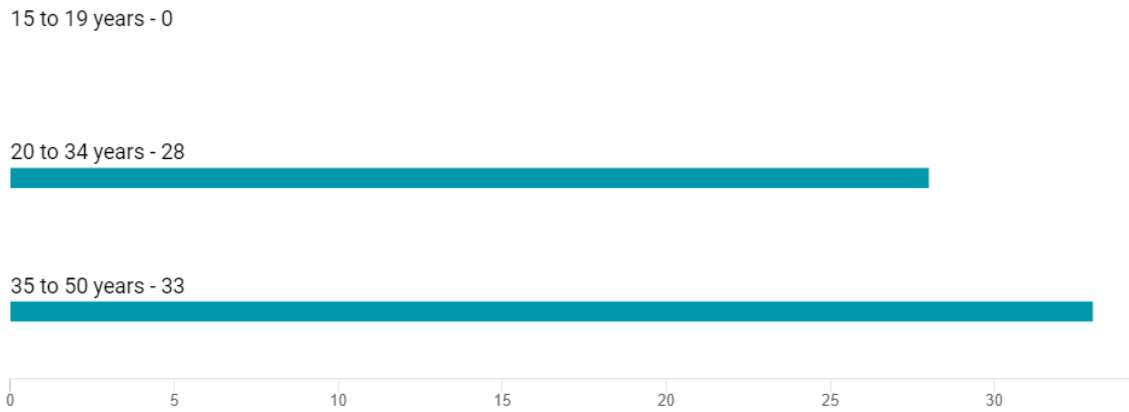


Chart Survey/Program: 2019 ACS 5-Year Estimates Subject Tables

Health Insurance

1.8% +/- 1.0%

Without Health Care Coverage in Brighton township, Beaver County, Pennsylvania

4.3% +/- 0.9%

Without Health Care Coverage in Beaver County, Pennsylvania

Table:
[S2701](#)

Table Survey/Program:
[2019 American Community Survey 5-Year Estimates](#)



This content is currently unavailable
The content in this section can't be displayed right now.

Families and Living Arrangements

Children

21.2% +/- 1.9%

Under 18 years old in Brighton township, Beaver County, Pennsylvania

19.2% +/- 0.1%

Under 18 years old in Beaver County, Pennsylvania

Table: DP05

Table Survey/Program: 2019 American Community Survey 5-Year Estimates

Children Under 18 by Age Range in Brighton township, Beaver County, Pennsylvania

[VIEW OPTIONS](#)

Under 5 years - 4.2%



5 to 14 years - 12.4%



15 to 17 years - 4.6%



Chart Survey/Program: 2019 ACS 5-Year Estimates Subject Tables

Families and Household Characteristics

2.93 +/- 0.09

Average Family Size in Brighton township, Beaver County, Pennsylvania

2.92 +/- 0.11

Average Family Size in Beaver County, Pennsylvania

Table: S1101

Table Survey/Program: 2019 American Community Survey 5-Year Estimates

Total Households by Type of Households in Brighton township, Beaver County, Pennsylvania

[VIEW OPTIONS](#)

Married-couple family household - 60.3%



Male householder, no spouse present, family household - 15.8%



Female householder, no spouse present, family household - 21.0%



Chart Survey/Program: 2019 ACS 5-Year Estimates Data Profiles

Marital Status and Marital History

21.8% +/- 2.7%

Never Married in Brighton township, Beaver County, Pennsylvania

29.0% +/- 1.8%

Never Married in Beaver County, Pennsylvania

Table: [S1201](#)

Table Survey/Program: 2019 American Community Survey 5-Year Estimates

Marital Status in Brighton township, Beaver County, Pennsylvania

[VIEW OPTIONS](#)

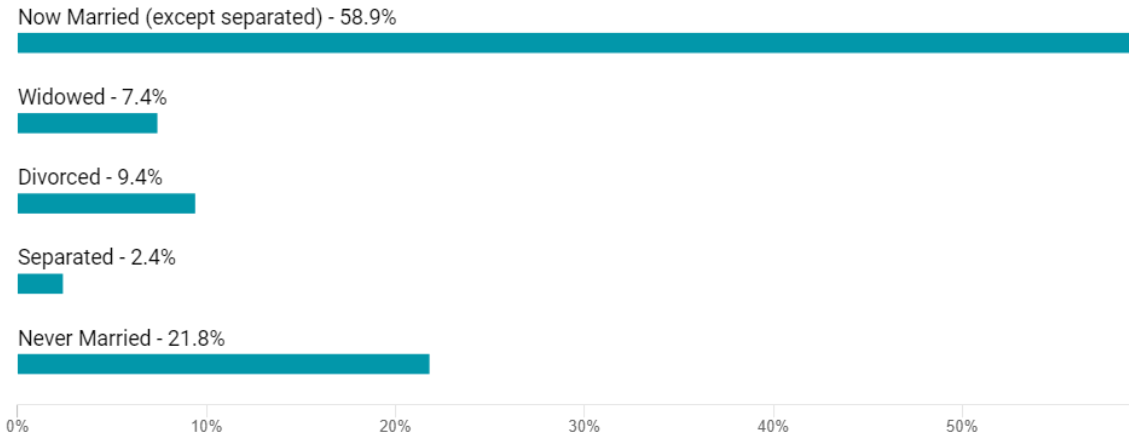


Chart Survey/Program: 2019 ACS 5-Year Estimates Subject Tables

Race and Ethnicity

American Indian and Alaska Native

11

American Indian and Alaska Native alone in Brighton township, Beaver County, Pennsylvania



This content is currently unavailable

The content in this section can't be displayed right now.

243

American Indian and Alaska Native alone in Beaver County, Pennsylvania

Table:

P1

Table Survey/Program:
2020 Decennial Census

Black or African American

124

Black or African American alone in Brighton township, Beaver County, Pennsylvania



This content is currently unavailable

The content in this section can't be displayed right now.

11,168

Black or African American alone in Beaver County, Pennsylvania

Table:

P1

Table Survey/Program:
2020 Decennial Census

Hispanic or Latino

156

Hispanic or Latino (of any race) in Brighton township, Beaver County, Pennsylvania



This content is currently unavailable

The content in this section can't be displayed right now.

3,611

Hispanic or Latino (of any race) in Beaver County, Pennsylvania

Table:

P2

Table Survey/Program:
2020 Decennial Census

Not Hispanic or Latino

8,179

White alone, not Hispanic or Latino in Brighton township, Beaver County, Pennsylvania



This content is currently unavailable
The content in this section can't be displayed right now.

143,881

White alone, not Hispanic or Latino in Beaver County, Pennsylvania

Table:
[P2](#)

Table Survey/Program:
[2020 Decennial Census](#)

Some Other Race

34

Some Other Race alone in Brighton township, Beaver County, Pennsylvania



This content is currently unavailable
The content in this section can't be displayed right now.

1,404

Some Other Race alone in Beaver County, Pennsylvania

Table:
[P1](#)

Table Survey/Program:
[2020 Decennial Census](#)

White

8,232

White alone in Brighton township, Beaver County, Pennsylvania



This content is currently unavailable
The content in this section can't be displayed right now.

144,954

White alone in Beaver County, Pennsylvania

Table:
[P1](#)

Table Survey/Program:
[2020 Decennial Census](#)

Measuring America's People, Places and Economy